


Sockets and accessories

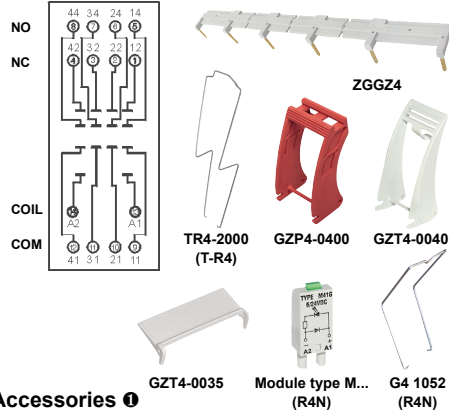
GZT4

For R4N, T-R4

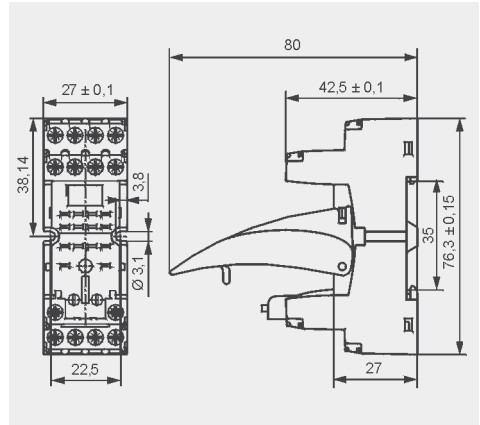
Screw terminals
Max. tightening moment for the terminal: 0,7 Nm
35 mm rail mount acc. to EN 60715 or on panel mounting 76,3 x 27 x 42,5(80) mm ②
Four poles
6 A, 300 V AC



Connection diagram [Installation instruction](#)



Dimensions




Accessories

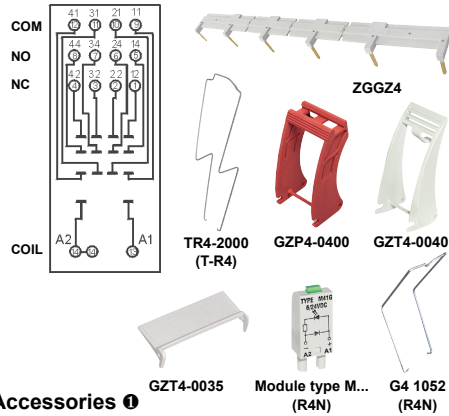
GZM4

For R4N, T-R4

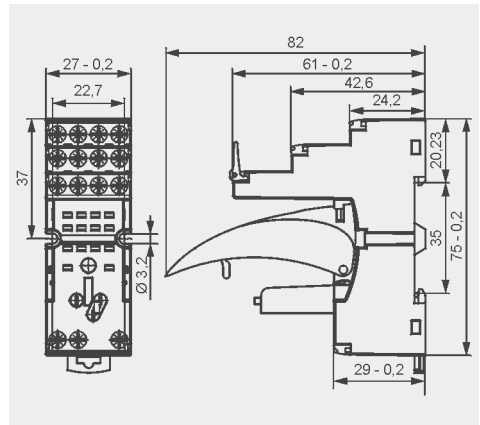
Screw terminals
Max. tightening moment for the terminal: 0,7 Nm
35 mm rail mount acc. to EN 60715 or on panel mounting 75 x 27 x 61(82) mm ②
Four poles
6 A, 300 V AC



Connection diagram



Dimensions



Accessories

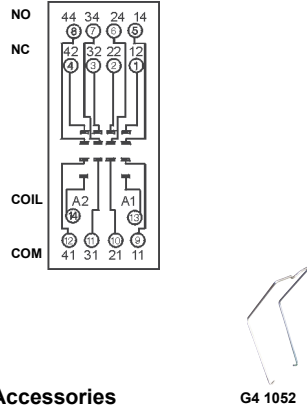
GZ4

For R4N

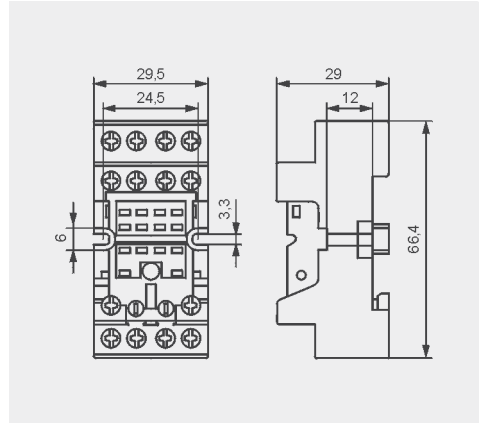
Screw terminals
Max. tightening moment for the terminal: 0,7 Nm
35 mm rail mount acc. to EN 60715 or on panel mounting 66,4 x 29,5 x 29 mm
Four poles
10 A, 300 V AC



Connection diagram



Dimensions




Accessories

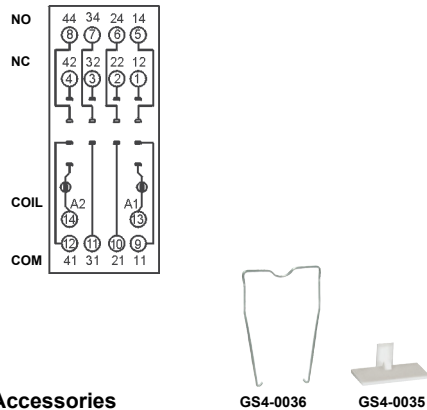
GS4

For R4N

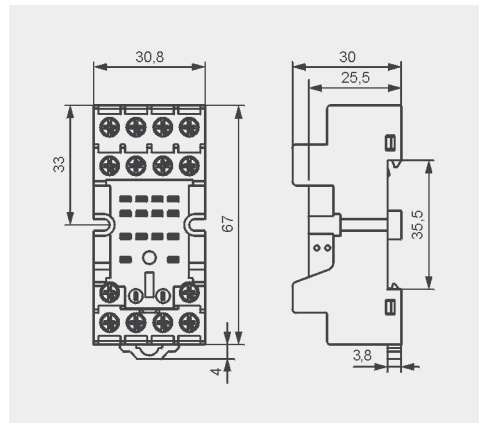
Screw terminals
Max. tightening moment for the terminal: 0,7 Nm
35 mm rail mount acc. to EN 60715 or on panel mounting 67 x 30,8 x 30(~63,7) mm ⑤
Four poles
10 A, 300 V AC



Connection diagram



Dimensions



Accessories

- ① Mounting and sub-assemblies of accessories in the socket; Signalling / protecting modules type M... - see www.repol.com.pl
- ② In the bracket the height of socket with retainer / retractor clip is shown. ③ Have obtained LR Type Approval Certificate (Lloyd's Register).
- ⑤ In the bracket the height of socket with spring wire clip is shown.